

KidKonekt

Stronger connections. Safer childcare.

HOW TO REGISTER YOUR CHILD ON KIDKONEKT




www.kidkonekt.co.za


01



ON YOUR BROWSER SEARCH WWW.KIDKONEKT.CO.ZA



kidkonekt.co.za/#de




KidKonekt
Stronger connections. Safer childcare.

☰

*Every Moment. Every
Milestone.*


**The All-In-One
Day Care
Management
System**

Get Started Free

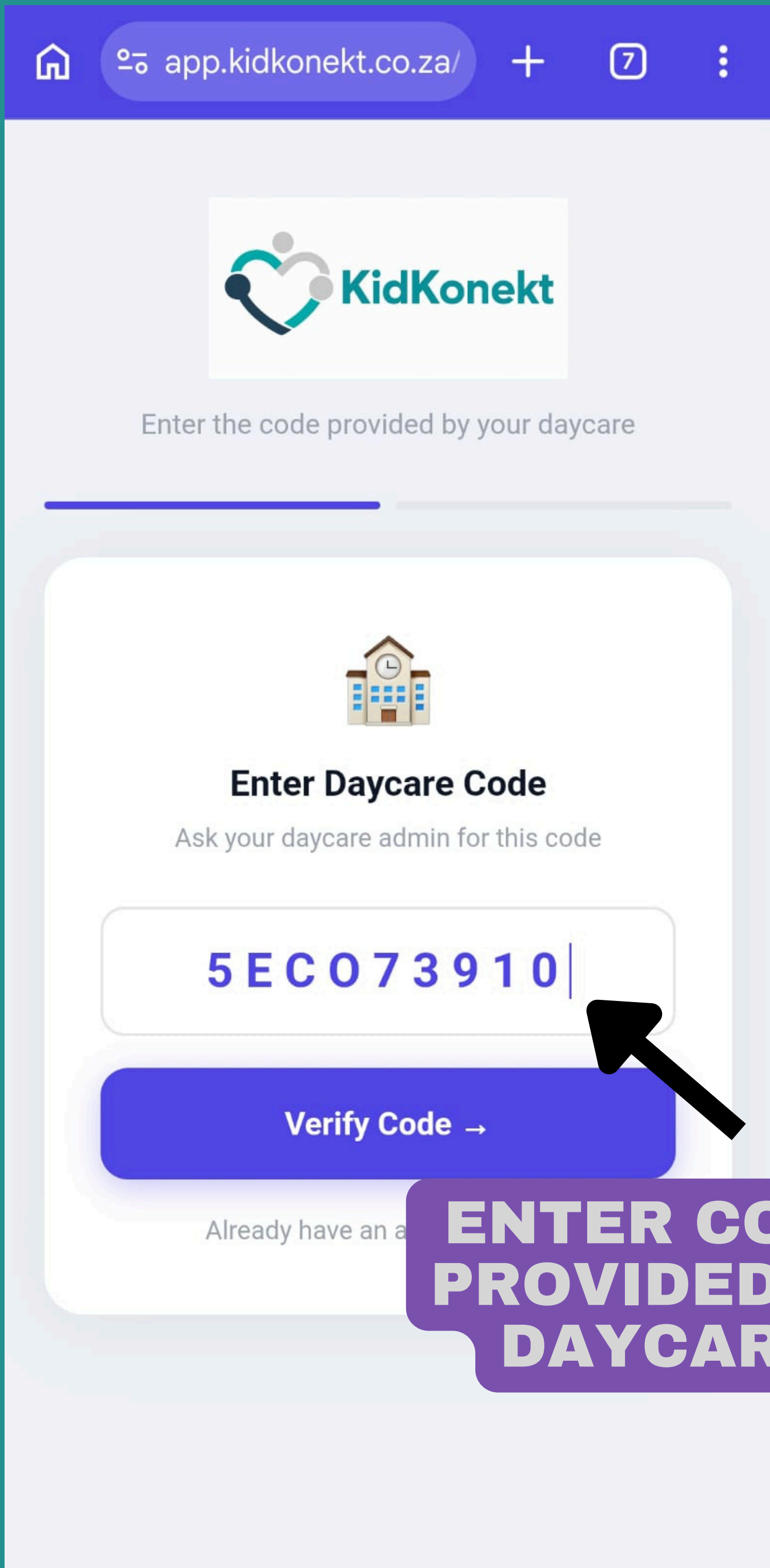
App Login 

**CLICK ON THE
APP LOGIN**

CLICK ON THE REGISTER MY CHILD



ENTER THE CODE PROVIDED BY DAY CARE



The screenshot shows the mobile app interface for entering a daycare code. At the top, the browser address bar displays 'app.kidkonekt.co.za/'. Below this is the KidKonekt logo and the instruction 'Enter the code provided by your daycare'. A large white box contains a daycare icon, the title 'Enter Daycare Code', and the instruction 'Ask your daycare admin for this code'. A text input field contains the code '5EC073910'. Below the input field is a blue button labeled 'Verify Code →'. At the bottom of the white box, there is a link that says 'Already have an a...'. A black arrow points from the 'Verify Code' button to the code input field.

**ENTER CODE
PROVIDED BY
DAYCARE**



KidKonekt
Stronger connections. Safer childcare.

FILL IN FORM TO CREATE ACCOUNT

🏠 app.kidkonekt.co.za/ + 7

CHECK THE DAY CARE NAME

Registering with **Henry Day Care Demo** [Change](#)

First Name *

Last Name *

Phone Number

Email Address *

Password *

Confirm Password *

✓ Passwords match

Create Account & Continue →

Already have an account? [Login](#)



KidKonekt
Stronger connections. Safer childcare.

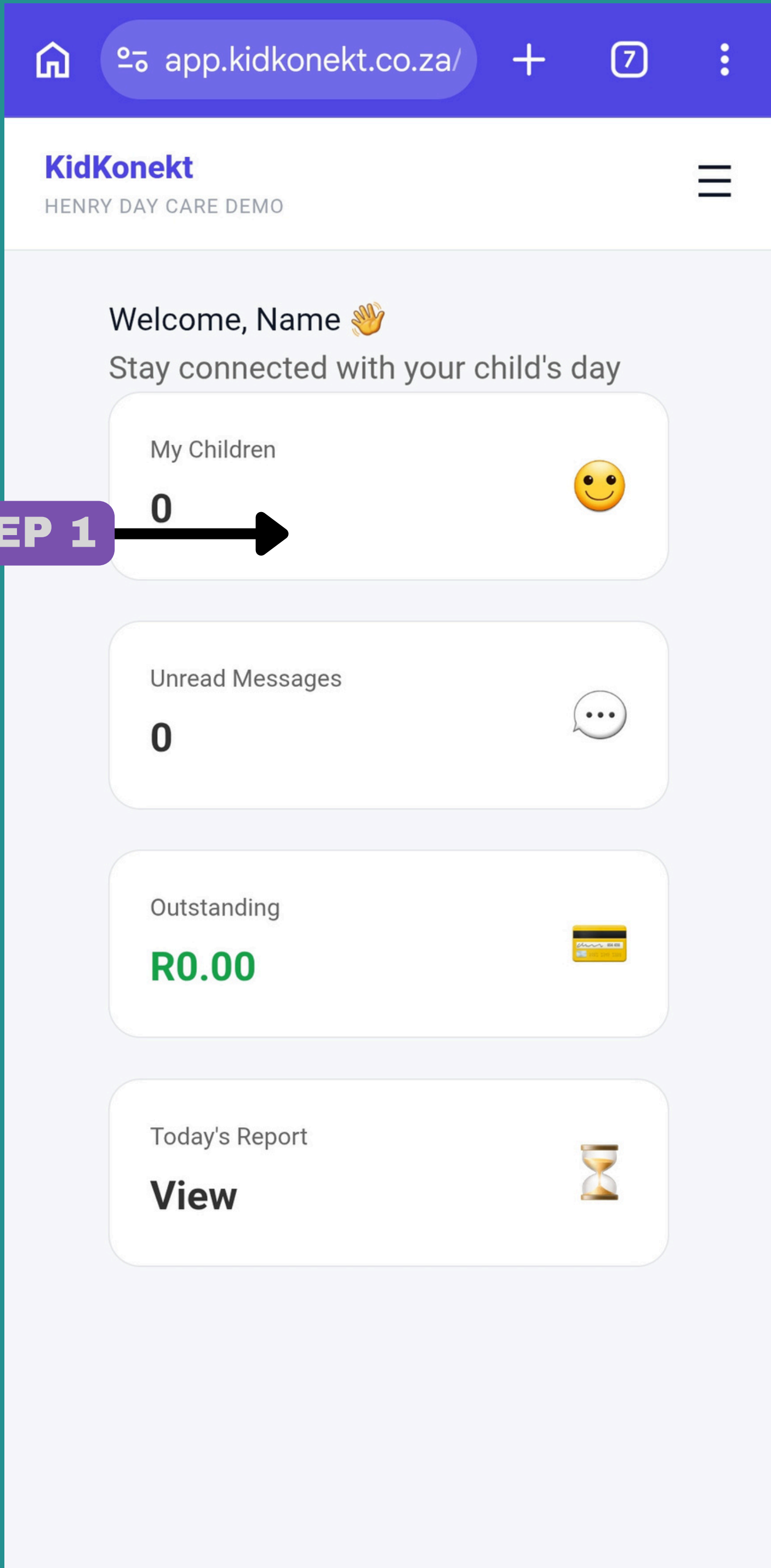
THIS IS THE PARENT DASHBOARD

The screenshot shows the parent dashboard interface. At the top, there is a purple header with a home icon, a search bar containing 'app.kidkonekt.co.za/', a plus sign, a notification icon with the number '7', and a menu icon. Below the header, the 'KidKonekt' logo and 'HENRY DAY CARE DEMO' are displayed on the left, and a 'MOBILE MENU' button with a right-pointing arrow and a hamburger menu icon is on the right. The main content area features a welcome message: 'Welcome, Name 🖐️' followed by 'Stay connected with your child's day'. Below this are four white cards with rounded corners: 1. 'My Children' with a count of '0' and a smiley face emoji. 2. 'Unread Messages' with a count of '0' and a speech bubble icon. 3. 'Outstanding' with a count of 'R0.00' in green and a credit card icon. 4. 'Today's Report' with a 'View' button and an hourglass icon. On the left side of the image, four purple callout boxes with white text and black arrows point to these specific features: 'CHILDREN LIST/REGISTRATION' points to 'My Children', 'IN APP MESSAGES' points to 'Unread Messages', 'PAYMENTS/INVOICES' points to 'Outstanding', and 'CHILD REPORT' points to 'Today's Report'.



KidKonekt
Stronger connections. Safer childcare.

REGISTER YOUR CHILD



STEP 1



KidKonekt
Stronger connections. Safer childcare.

REGISTER YOUR CHILD

The screenshot shows the mobile app interface for KidKonekt. At the top, there is a purple header bar with a home icon, a search bar containing 'app.kidkonekt.co.za/', a plus sign, a notification icon with the number 7, and a menu icon. Below the header, the app title 'KidKonekt' and subtitle 'HENRY DAY CARE DEMO' are displayed. The main content area is titled 'My Children' and shows '0 registered children'. A prominent purple button labeled '+ Register Child' is located in the top right of this section. Below this, a white card contains a baby emoji, the text 'No children registered yet', and 'Get started by registering your child below'. A second purple button labeled '+ Register Child' is centered within this card. A black arrow points from a purple box labeled 'STEP 2' at the bottom to this second button.



KidKonekt
Stronger connections. Safer childcare.


FILL IN FORM AND UPLOAD ALL DOCUMENTS

🏠 app.kidkonekt.co.za/ + 7

KidKonekt
HENRY DAY CARE DEMO

Register a Child

Submit a registration for approval by your daycare


 **Child Information**

First Name Last Name

ID / Passport Number

Date of Birth

Home Address

 **Child Health**
Help us keep your child safe

Does the child have any allergies?

Does the child have any illnesses or medical conditions?

STEP 3



KidKonekt
Stronger connections. Safer childcare.

UPLOAD DOCUMENT AND SUBMIT

KidKonekt
HENRY DAY CARE DEMO

Documents
PDF or PNG only

Mother ID Required Upload
PDF or PNG accepted

Child Birth Certificate Required Upload
PDF or PNG accepted

Immunisation Record Optional Upload
PDF or PNG accepted

Father ID Optional Upload
PDF or PNG accepted

Proof of Residence Optional Upload
PDF or PNG accepted

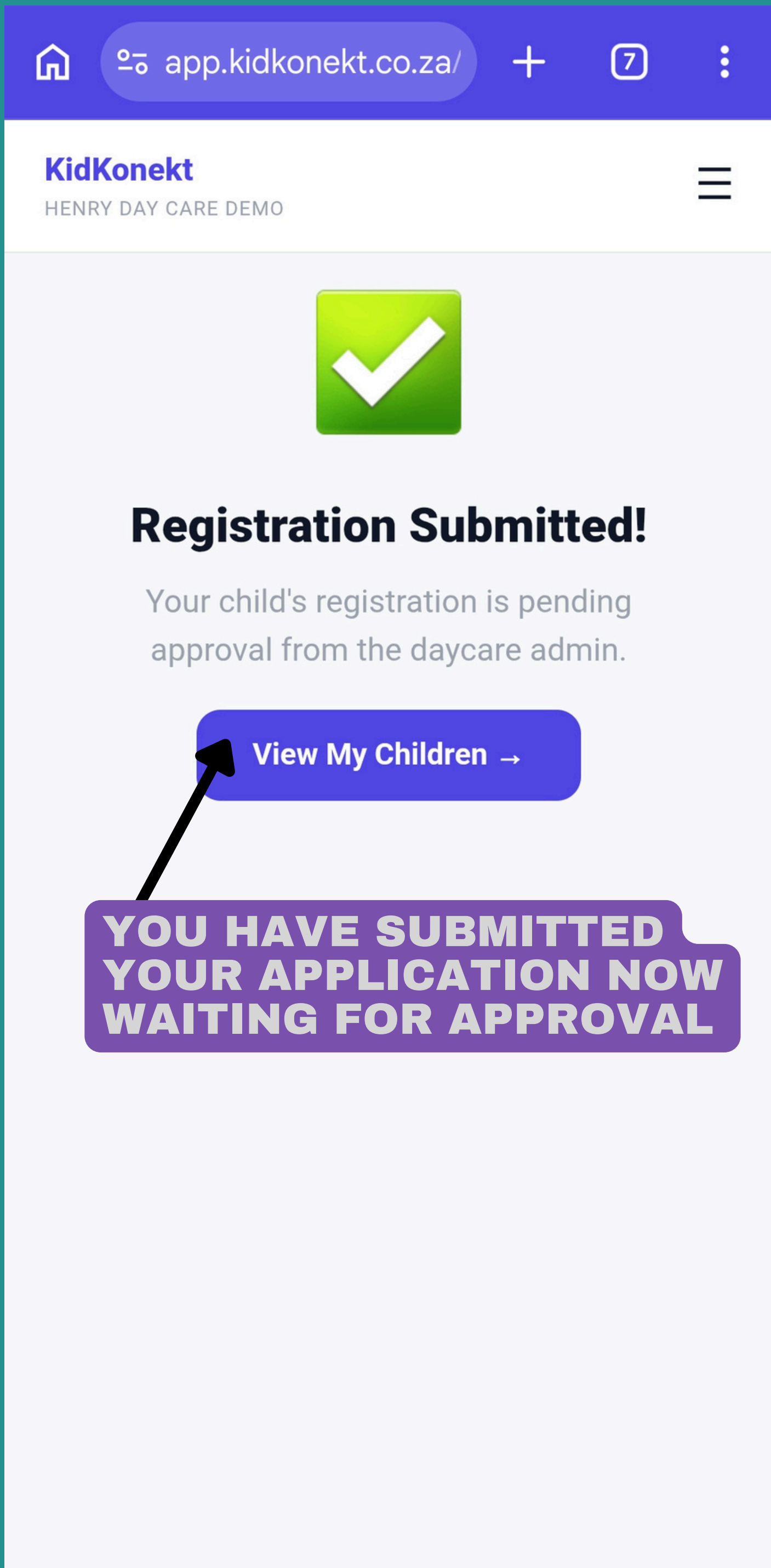
Submit Registration

STEP 4



KidKonekt
Stronger connections. Safer childcare.

UPLOAD DOCUMENT AND SUBMIT





KidKonekt
Stronger connections. Safer childcare.

WAIT FOR APPROVAL FROM THE ADMIN

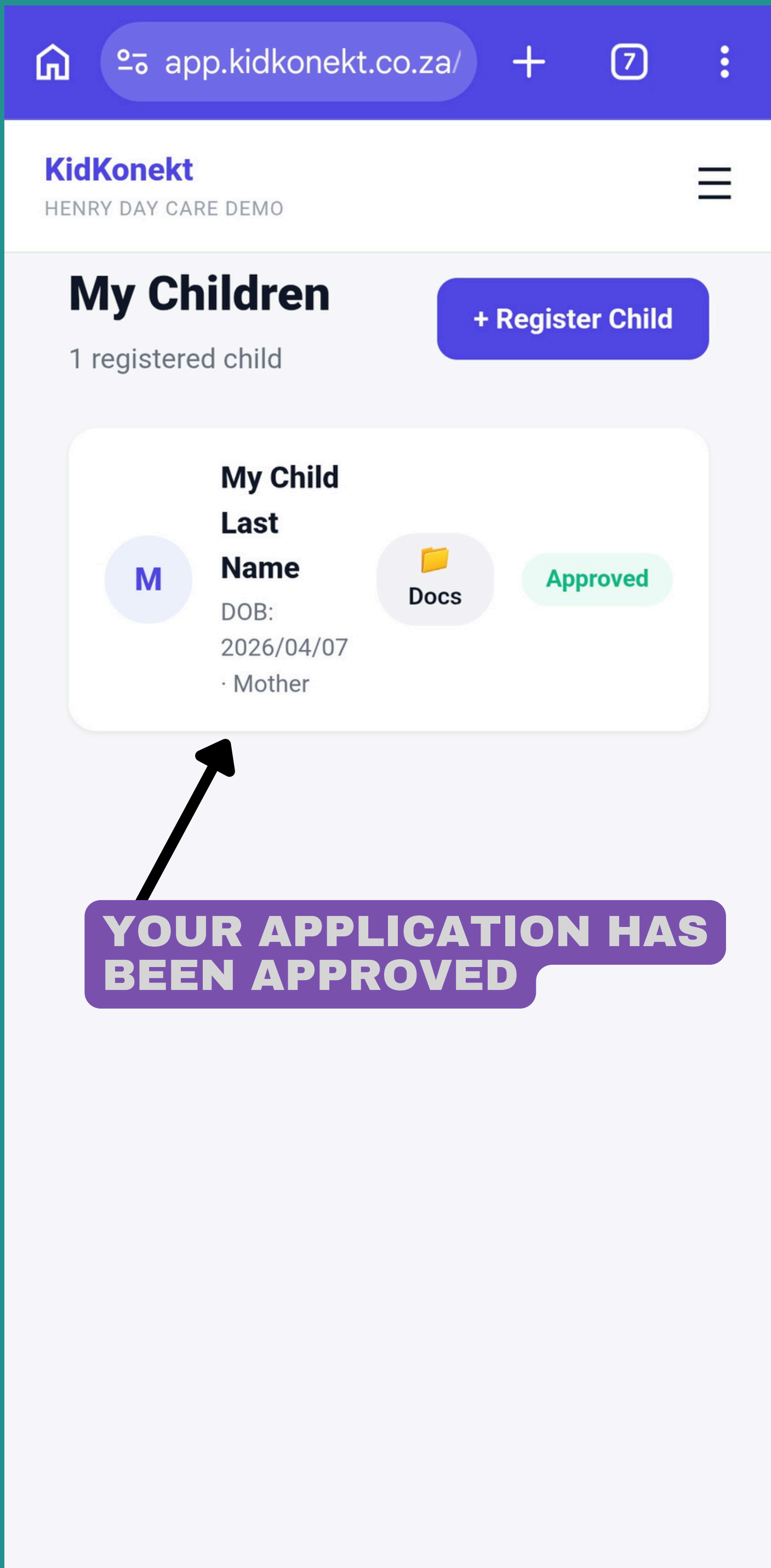
The screenshot shows the mobile app interface for 'KidKonekt HENRY DAY CARE DEMO'. At the top, there is a purple navigation bar with a home icon, a search bar containing 'app.kidkonekt.co.za/', a plus sign, a notification icon with '7', and a menu icon. Below the navigation bar, the app title 'KidKonekt' and subtitle 'HENRY DAY CARE DEMO' are displayed. The main content area is titled 'My Children' and shows '1 registered child'. A purple button labeled '+ Register Child' is visible. A card for 'My Child' is shown with a profile picture containing the letter 'M', the text 'Last Name', 'DOB: 2026/04/07', and '· Mother'. To the right of the card is a 'Docs' button with a folder icon and a yellow 'Pending' status label. A black arrow points from a purple callout box at the bottom to the 'Pending' label. The callout box contains the text: 'YOU HAVE SUBMITTED YOUR APPLICATION NOW WAITING FOR APPROVAL'.

www.kidkonekt.co.za



KidKonekt
Stronger connections. Safer childcare.

APPROVED APPLICATION



www.kidkonekt.co.za